

Vi Knox, President for Guild, welcomed all to the meeting. We acknowledge we are meeting on traditional Blackfoot Treaty 7 Territory and Metis Nation Region 3.

- Welcome to guests and new members:
  - Christine Seamstra
  - Christine Chapman – sister to MaryAnn
  - Julie Sisson

#### Reminders:

- Vi reminded the guild that if you brought stuff for the sale table and the free table to pick up any left-over items at the end of the meeting.
- Help yourself to any of the orphan blocks the inspires you to make something great.
- Reminded us to get our Raffle Tickets at the table and also the sign up sheet for the Retreat coming up

#### Correspondence:

- The Guild received a letter from Canadian Quilters Association asking for a sponsorship for Quilt Canada. Someone noted that we have contributed in the past. We will check out the archives and see what we did and will discuss at the next executive meeting.

#### Announcement

- MaryAnn gave an update on the Square that is now up and running for use for Guild and for the retreats and Quilt Show/Boutique. We are now an approved vendor!!! We have two terminals.
- Next year the quilt show will be in Calgary. There is talk about getting a bus and going with a group if anyone is interested. Just keep that in mind for the future.
- Sharon Anholt explained about the sew day at CASA. The second or third Monday of the month. You can contact Sharon if you want to come. Everyone works on their own item. The charge is around \$5 to \$6 dollars per session. Nothing in July and August.
- If you have any questions about the guild. The handbook is on the guild website that has lots of information and rules of the guild.
- If you have tickets out we need them to be sold or returned by April 28<sup>th</sup>. If you have tickets left over we will be selling raffle tickets at the quilt show. We will be doing the draw for \$50 (if you have sold 10 tickets or more) at the next meeting.

### **Committee members for next year – Sue Secretan**

- May is our Annual General Meeting. There are volunteers that will fall off of the committees they have been serving on. I am responsible to fill those gaps – and there are a few. Whether you are a new member or a seasoned member – we

need you. The committees are what make this guild run. It's the best way to get to know each other.

- There are a number of positions that are opening up and I expect to be swamped at break time with people willing to help.. Please come and tell me where you would like to serve. It would be great to have all the positions filled tonight.
- There are two positions that are open and these are positions that are voted on. If only one person volunteers then we don't have to vote.
  - Secretary
  - Treasurer
- If you want more information on those positions – Barb at the back is the treasurer and Gerilyn at the front is the secretary.
- We also need:
  - 3 on our membership committee – they sit at the door and greet you when you come in the door. There is a little bit of computer. You accept the membership fees every year and keep a list. There is a suitcase in the storage room that can be brought down every meeting. There is nothing to take home. Not a lot of physical labour but you need to be dependable
  - 1 more for Prize draws and tickets. That's where you get your free ticket and can purchase other tickets. They get to shop – that is a fun position to fill
  - 1 more for our Retreat committee. Cherilyn and Bonnie are on the committee. There is one person that has volunteered but they are still needing one more. It's more a physical job, moving stuff for the retreats.
  - Connie Chaplin says she has the best job – she is our show and share facilitator. With that job you have a clip board that you pass around for help with holding and folding the show and share items. She is done in May so we need to fill her position
  - 1 more on Special Events - the Christmas party. There are two already but need one more. Only once a year and you party with everyone else.
  - Sue Nagy would like to have an apprentice on the Website and photography committee. You would need to be at the meeting monthly and she will guide you. She has been doing it for a number of years and is willing to continue but would appreciate someone stepping in if she is unable to be here.
- Those are the empty spots. They are all fun to do. If you want to say “I have never done this, I don't think I can” - You can, we are all volunteers and are here to have a good time and those committees help us have a good time. Think about it – I'm here all night
- These terms are a two year term. You would start in June 2026 and terms last till May 2028.

## **Committee Reports:**

### **Community Quilt Supply (Lynn Gibson)**

- Please remember to sign out supplies. One of you may find that when you return your completed community quilt and sign off in the supply binder that you can't find your entry because you forgot to sign out your batting. A large batting was taken but not signed out in the binder last week.
- For those new guild members, the community supply purchases the batting and backing for the quilts. Some of the fabric is donated and used for the backs.
- There are also labels for community quilts. So, when you complete a quilt top you can come and pick up the backing and batting to finish the donation quilt. Remember to sign the book when you pick up the backing, batting and label.

### **Community Service (Doreen Little)**

- Quilts delivered this month:

LFS - Immigrant Services. 16 quilts of various sizes

Salvation Army -6 lap quilts

Sexual Assault -6. Quilts

Total quilts delivered to date – 219 (in seven months)

### **Festival of Quilts 2026 (Lynn Gibson and Kay Henke, Sharon Anholt)**

- It is just over a month until our quilt show at the curling rink in the Cavendish Farms building on the west end of Whoop up Drive May 1st and 2nd.
- Entry deadline is March 31st so if you have a quilt or four quilts you're proud of please enter. Each quilt must have a four-inch sleeve for hanging.
- There are raffle tickets for the raffle quilts still available. A book of 10 tickets is \$20. Single tickets are \$2.00. The quilt for the raffle is from the founding members of the quilt guild.
- Our featured quilters are the founding members of our quilt guild.
- Thank you to those that have signed up to volunteer at the show. There is a need for people to help with set up and take down. These positions do require you to climb a small ladder. Please check with Maria Craft to see where you can help out.
- In order to allow debit or credit card we need to purchase two square terminals for the guild – which have been purchased and those that will be volunteering will be trained on the use of the square.

- We have a 119 entries for the quilt show and the large quilt category is full. There is lots of room for the smaller quilts, bags and other handmade items. Deadline is March 31<sup>st</sup>. Can be entered even if it's not completed but you have till May 1<sup>st</sup> to finish.
- Question was asked about table runners and small items. Please put something on the ends to hang it up with.
- Question was asked if dress forms will be available for displaying clothing items. Vi has a dress form and will be available if needed. There is a possibility of others being available.
- Sharon reminded everyone to donate items for the Boutique. Monday April 13<sup>th</sup> is the sew day. You can bring her items then if you want. April 24<sup>th</sup> is the deadline.
- Gift basket shown – these are an example of the baskets for Raffle at the quilt show. There will be close to 70 baskets for raffle.
- There are 25 vendors at the quilt show. Encourage everyone to come and see what is available.

### **Membership (Kay Henke)**

- Total attendance - 66 members
- Guests - 1
- New Member – 2 – Christine Chapman and Julie Sisson

### **Retreats & Workshops (Cherilyn Jorengsen)**

- Casa March 13, 14, 15 2026 Quilt Retreat was very successful. 29 quilters attended – lots of dolly quilts were made, fun Bingo game was played with cards made of 2 ½ inch squares. After the Bingo game the blocks were donated to make a community quilt. The ladies made some lovely quilts for themselves – we have some very talented ladies in our quilt guild. Thanks to all those that attended and helped in any way.
- Next Retreat will be at Pincher Creek June 12, 13 & 14, 2026. If you are registered and attending be sure to secure your accommodations. Cost is \$85.00 and can be paid at our March and April Guild meetings.
- Note our fall Casa Guild Quilt Retreat will be November 27, 28 and 29, 2026 (Friday, Saturday, Sunday).
- Next year spring Casa Guild Quilt Retreat will be April 23, 24 & 25, 2027 (Friday, Saturday, Sunday).
- Possibility for a quilt retreat in Raymond in September if anyone is interested. It is all on one level, a nice kitchen and lots of room for tables. Lots of light and very lovely. The dates we are looking at are September 25 and 26. There is an option of going on a third day at no extra cost. The cost for the quilters will be comparable to our other retreats. Potluck dinner and lots of fun. Let the committee know at the retreat table at the side. There will be a sign up sheet.

- The committee is needing to purchase some supplies going forward
- Cancellation policy was presented:
  - Each quilt retreat will have a cut-off date which is 7-10 days prior to the Retreat Date, after this date refunds will not be processed
  - If there are quilters on the wait list, they can be subbed in, collecting their money and refunding the quilter who is unable to attend. If there are no quilters on the wait list, the quilter that can't attend always has the option of finding a quilter to replace them and collect the retreat fee from them.
  - There may be extenuating circumstances that come up, at that time a refund would be considered at the discretion of the committee.
- Package of fabric on the front table for anyone to take and make some dolly quilts.

### **WEBMAASTER/PHOTOGRAPHY (Sue Nagy)**

- Retreat pictures are on the website
- Pat Layton sent a message on Facebook that she is willing to do hand stitching for bindings. Her information was given to the Community Quilt committee

### **PROGRAM (Lia Britton)**

Program for March

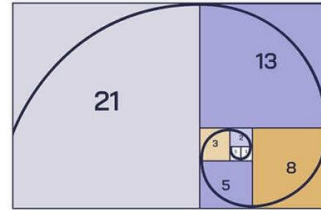
1. Fibonacci Sequence and Quilting
  - a. Gail presented a Power Point Presentation explaining the concept of Fibonacci
  - b. Fibonacci was an Italian mathematician. Famous for his Fibonacci sequence. It is a series of numbers where each number is the sum of the two preceding ones, usually starting from 0 and 1. The sequence begins: 0, 1, 1, 2, 3, 5, 8, 13, 21, 34, and continues indefinitely. They can be directly measured and used in creating quilt patterns and particular borders as well.

**THE FIBONACCI SEQUENCE**

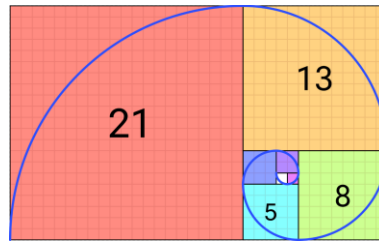
Each number is the sum of the two that precede it.

**0 1 1 2 3 5 8 13 21**

$$\begin{aligned}
 0 + 1 &= 1 \\
 1 + 1 &= 2 \\
 1 + 2 &= 3 \\
 2 + 3 &= 5 \\
 3 + 5 &= 8 \\
 5 + 8 &= 13 \\
 8 + 13 &= 21
 \end{aligned}$$



- c. If you take the Fibonacci sequence up and backwards you create the golden ratio. It can be found in all manner of the world around us, in nature, art, architecture and space.
- d. It's created this way – called the golden spiral

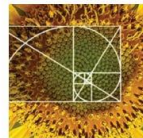


- e. This can be applied to quilting and Gail showed a few pictures of quilts using the Fibonacci sequence. They are modern quilts usually. This is how it applies to quilting.
- f. One way that applies to nature is the shell, and other examples found in nature. Not sure how it applies to the pyramid.

**Fibonacci Sequence**

In Nature


MATH MONKS



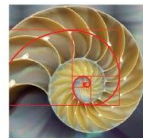
Sunflower



Pinecone



Romanesco Broccoli



Seashell





Pyramid



Galaxy

- g. Then we come to quilting. The classic rail fence quilt. When we take pieces of fabric and cut them all the same size (usually). She showed many other examples.



- h. Internet searches will show you many examples, videos, tutorials and layouts. Try them. Here are a few videos.

[https://youtu.be/F\\_CLXDxhYHI?si=kbX6q0eTvgOYESIF](https://youtu.be/F_CLXDxhYHI?si=kbX6q0eTvgOYESIF)

[https://youtu.be/oLpzemtlqyU?si=CD0WM538RrD4V\\_nz](https://youtu.be/oLpzemtlqyU?si=CD0WM538RrD4V_nz)

- i. Audrey, Lia, and Gail showed you a few projects using this method

2. UFO Challenge Projects to be finished for the March Meeting:

- a. Members that participated in the UFO showed their projects #6 on their UFO List
- b. Those who brought their finished projects were entered a draw for 1 of 2 prizes. The winners were Darlene Huber and Diane Rosetti

- c. The next number drawn for the UFO was number FIVE (5). Get your UFO # 5 ready to show at the next guild meeting.

BREAK

**PRIZE DRAWS** – prizes were purchased from Donna Kendall

Door Prize winners:

- Cutting Gizmo – Jane Goddard
- Cutterpillar Light – Joanne Compton

Loonie Draws:

- Acorn precision products – Doreen Little
- Wool Squares – Cindy Littlemore
- Famore scissors/Needle threader – Kaye Borthwick

## **SHOW AND SHARE**

The bingo quilt that was made at the Retreat and sewn together by Cherilyn was displayed. Each block is 25 squares the center one is always black, for the free space (usually). And also has buttons,

The dolly quilts that were made at the quilt retreat were shown. These will all be donated.

There were many beautiful quilts and projects shown. Those that shared their quilts were: Connie Chaplin, Willie Schaupmeyer, Bonnie Boulton, Ruth Atwood, Audrey Muirhead, Darlene Patterson, Marie Matkin, Steph Davis, Michelle Demers, Dianne George.

The swap block group shared their projects. They were Dianne George, Barb Graham, Bonnie Boulton and Michelle Demers

Motion to adjourn the meeting was made by Bonnie Seim, 2<sup>nd</sup> by Gerilyn Beazer and concluded at 8:50 p.m.

Next Executive Committee Meeting: April 22, 2026 at 1:30 p.m. at Enmax

**Next Guild Meeting: TUESDAY, April 28, 2026 with meeting commencing at 7:00 pm . at CASA**